



**Example**  
**Release Color and Integral Color**














**Release Color**



**Integral Color**



# Stamp Patterns

|  |  |  |  |
|--|--|--|--|
|  <p><b>FM-3120 36" ASHLAR CUT SLATE w/o Insert, (Blue, Red &amp; Yellow)</b><br/>           Tool Size = 36" x 36"</p> |  <p><b>FM-3125 ASHLAR CUT SLATE (Blue, Red &amp; Yellow)</b><br/>           Tool Size = 23" x 23"</p>           |  <p><b>FM-3150 ASHLAR (Blue, Red &amp; Yellow)</b><br/>           Tool Size = 28" x 28"</p>   |  <p><b>FM-3675 GRAND ASHLAR (Blue, Red &amp; Yellow)</b><br/>           Tool Size = 36" x 36"</p> |
| <p><b>BRICK TEXTURES</b></p>   |  | <p><b>STONE TEXTURES</b></p>   |  |
|  <p><b>FM-5150 RUNNING BOND New Brick (Red)</b><br/>           Tool Size = 24" x 36 1/2"</p>                          |  <p><b>FM-540 LONDON COBBLE (Blue)</b> Lightly-textured cobblestones.<br/>           Tool Size = 17" x 30"</p> |  <p><b>FM-700 RANDOM STONE (Blue, Red &amp; Yellow)</b> Heavily textured random fieldstones.<br/>           Tool Size = 30" x 30"</p> |  |
| <p><b>CREATIVE IMAGES TEXTURE MATS</b></p>   |  | <p><b>WOOD TEXTURE</b></p>   |  |
|  <p><b>TM-700 FLAGSTONE</b><br/>           Tool Size = 48" x 48"</p>  |  <p><b>TM-100 ASHLAR</b><br/>           Tool Size = 36" x 36"</p>   |  <p><b>TM-1300 CASTLE STONE</b><br/>           Tool Size = 48" x 48"</p>  |  <p><b>FM-8700 WOOD PLANK</b><br/>           Tool Size = 81.5" x 21.75"</p>                     |



# Release Colors

| NEW   |   |  |   |   |
|---|---|--|---|---|
|    |    |    |    |    |
| 660 Pool Blue*  | 1025 Copper Brown   | 1060 Pecan   | 1085 Saddle Brown   | 3100 Federal Yellow   |
|    |    |    |    |    |
| 1030 Ash White  | 250 Oyster White  | 1090 Sun Buff  | 1010 Smokey Beige   | 300 Nutmeg  |
|   |   |   |   |   |
| 625 Dover Blue  | 615 Stone Gray  | 600 Light Gray   | 200 Medium Gray   | 100 Dark Gray   |
|  |  |  |  |  |
| 735 Cappuccino  | 310 Cream Beige   | 815 French Gray  | 825 Slate Green   | 650 Smokey Blue*  |



# Release Colors



320 Golden Sandstone



1080 Adobe Buff



1070 Sandy Buff



325 Sandstone



360 Desert Tan



1060 Antique Cork



615 Sunbaked Clay



700 Terra Cotta



425 Autumn Brown



1055 Pecos Sand



1015 Blush Beige



375 Buff Tan



625 Dusty Rose



400 Chestnut



810 Walnut



1020 Antique Rose



1035 Summer Beige



1065 Quarry Red



500 Tile Red



550 Brick Red



# Integral Colors

| 1 BAG PER 2 YARDS  | 1 BAG PER 1 YARD  | 2 BAGS PER 1 YARD  | 3 BAGS PER 1 YARD   |
|--|---|--|---|
| <br>SG01 BROWN  | <br>EARTH BROWN     | <br>TOASTED BROWN | <br>CHINCHILLA BROWN |
| <br>SG02 CORAL  | <br>RED CORAL       | <br>CRIMSON CORAL | <br>FIERY CORAL      |
| <br>SG03 STONE  | <br>RIVER STONE     | <br>QUARTZ STONE  | <br>CLIFF STONE      |
| <br>SG04 CLAY   | <br>ARID CLAY       | <br>BAKED CLAY    | <br>UTAH CLAY        |
| <br>SG05 BARK  | <br>WISTERIA BARK  | <br>HICKORY BARK | <br>MAHOGANY BARK   |
| <br>SG06 BUFF | <br>HONEY BUFF    | <br>GOLDEN BUFF | <br>MUSTARD BUFF   |
| <br>SG07 GRAY | <br>GAUNTLET GRAY | <br>FOX GRAY    | <br>HEMATITE GRAY  |





# Integral Colors

|  |   |   |   |
|--|---|---|---|
| <br>SG09 TAUPE  | <br>BURNISHED TAUPE   | <br>WALNUT TAUPE       | <br>DARK TAUPE         |
| <br>SG10 THYME  | <br>AMBER THYME       | <br>HORIZON THYME      | <br>RUSTED THYME       |
| <br>SG11 ADOBE  | <br>ADOBE TAN         | <br>FIRED ADOBE        | <br>RAW ADOBE          |
| <br>SG12 DRIFT | <br>DRIFTWOOD SELECT | <br>AFRICAN DRIFTWOOD | <br>CHARRED DRIFTWOOD |